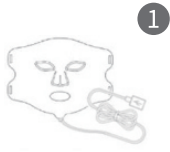


Red Light Therapy Mask with Vibration

Advanced LED + Vibration Therapy for Skin Renewal

What's Included



Silicon Face Mask



Remote / Battery Pack



USB Charging Cable



Eye Shading Goggles



Mask Face Straps



Storage / Carry Bag

Product Specifications

Rated voltage: 3.7V Rated power: 3.2W Charging voltage: 5V Charging current: 560MA

⚠ Do Not Use This Product if You:

1. Are pregnant or breastfeeding.
2. Are photosensitive or taking medications that cause photosensitivity.
3. Have genetic eye conditions or skin diseases such as lupus, photosensitive eczema, or albinism.

🔋 Charging Instructions

1. This device contains a lithium-ion battery and cannot be used while charging.
2. When the brightness indicator light is flashing, the device is charging.
3. Charging is complete when all indicator lights turn on steadily and stop flashing.

Light Sensitivity Test

Before using this product for the first time, perform the following steps:

1. Place the device on your forearm and turn it on for 10 minutes. If your skin becomes red or itchy, you may have light-sensitive skin. Stop using the device and consult a dermatologist before trying again.
2. Each use, cleanse your face and keep it dry (without makeup). Some ingredients may increase light sensitivity and affect skincare results.
3. Mild redness after use is normal and should fade within 1-2 hours. If you experience burning or discomfort, stop using the device immediately.

Storage

Store the product in a cool, dry place at normal room temperature. Avoid dust, humidity, and direct sunlight.

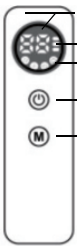
Cleaning

Wipe the mask with a damp cloth or cleansing wipe before and after each use. Always turn off and unplug the device before cleaning.

Recycling

This product contains a lithium battery. Please dispose of it at a designated local recycling center. Separate it from household waste to support environmental protection.

Remote Control



- ① Time
- ② Brightness / Battery Level
- ③ Mode Display
- ④ Power / Brightness Button
- ⑤ Mode / Timer Button

① Time Display

Shows a countdown from the selected time. The device will automatically shut off when the timer reaches zero.

② Brightness/Battery Indicator

Displays battery level 3 seconds before powering on:

- 1 light = 30% battery
- 2 lights = 60% battery
- 3 lights = 100% battery

After powering on, brightness level is shown for 3 seconds.

If the light blinks, the battery is low and needs charging.

③ Mode Display

Displays one of four available modes:

- 660nm Red Light : Promotes skin collagen growth
- 450nm Blue Light : Helps fight acne and acne-causing bacteria
- 660nm + 850nm Red + Infrared Light : Reduced dark spots and improves skin radiance
- 450nm + 660nm + 850nm Purple Light : Firms skin, reduces fine lines and wrinkles

④ Power / Brightness Button

- Long press to turn the device ON or OFF
- Short press to cycle through 3 brightness levels

⑤ Mode / Timer Setting Button

- Short press to switch between modes
- Long press to set the working time:
Options: 5, 10, 15, or 20 minutes
Default time is 10 minutes after powering on

Operating Instructions



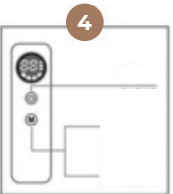
Install the shading goggles and connect the straps to the mask.



Clean and dry your face thoroughly.



Put on the mask and press the power button to turn it on.



Select your preferred skincare mode.



Remove the mask after the session and apply your skincare products.



Wipe the silicone part with a soft towel or wet wipe.

1. Thoroughly cleans your face.
2. Connect the strap to the mask. Place the mask on your face and adjust the strap for a secure fit. Press and hold the power button to turn on the device.
3. The device starts on low intensity by default. You can adjust the intensity by pressing the button. If all three indicator lights are flashing, the battery is low and needs charging.
4. The device will automatically shut off after 10 minutes. After use, remove the mask and continue with your regular skincare routine.

Post-Use Care Instructions

1. After use, wipe the silicone part with a soft towel or wet wipe.
2. Allow the device to air dry completely, then store it in a dustproof bag.
3. Do not rinse or submerge the device in water—avoid direct contact with water.

Usage Recommendation:

Use the device 3-5 times per week, following a 4-week cycle for best results.

Important:

Fully charge the device before using it for the first time. Do not use the device while charging.



90 DAY LIMITED WARRANTY

The manufacturer warrants this product against defects in materials and workmanship on functional parts, for a period of 90 days from the original date of purchase. Your sales receipt showing the date of purchase of the product is your proof of purchase. Keep it in a safe place for future reference. This warranty is subject to personal use only, commercial or rental applications will not be covered.

This product is made with the highest quality materials and is warranted to be free from defects in materials and workmanship at the time of purchase. This limited warranty applies to products manufactured or distributed by the manufacturer, are delivered in the continental United States or Canada and extends to the original purchaser, or gift recipient. This warranty becomes valid at the time of purchase and terminates either by the specified time frame listed above and/or owner transfer. Any refunds or monetary compensations must be claimed through the place of purchase (retailer), and not through the manufacturer. Any extended warranties (warranties that cover above and beyond this manufacturer warranty) that are sold through a retailer or third party, are not directly correlated with this products' limited warranty, and may be redirected to said retailer or third party for coverage.

This warranty extends through the manufacturer of the product, and covers functional parts only. Cosmetics are not covered, unless unequivocally determined it is a workmanship defect. Shipping damage should be addressed with the shipping company, retailer, or place of purchase, not the manufacturer unless the manufacturer was the direct shipper.

The manufacturer's sole obligation under this warranty shall be limited to furnishing the original purchaser replacement parts for units deemed repairable by the supplier's warranty department. The purchaser is responsible for insuring any parts shipped or returned, if desired. The purchaser is responsible to prepay any shipping charges (both ways) including, but not limited to taxes and duties. All exchanged parts and products replaced under this warranty will become the property of manufacturer. The manufacturer reserves the right to change manufacturers of replacement parts or products for use, in order to cover any existing warranty.

The purchaser may be asked to provide the supplier with proof of purchase documents (including the date of purchase) if requested. Any evidence of alteration, erasing, or forgery of proof of purchase documents will be just cause to VOID this limited warranty. Products, in which the serial number has been defaced or removed are not eligible for warranty coverage.

This warranty does not apply if the unit has been subject to negligence, fabrication, misuse, abuse, or repairs, alteration by non-manufacturer authorized personnel, inappropriate installations, or any case beyond the control of the manufacturer. Examples of warranty invalidation may also include, but are not limited to:

- Electrical requirement deficiencies
- Commercial applications
- Normal wear/tear/weathering
- Pet/consumer accidents
- Purchases from dealers unauthorized by the manufacturer (Authorization in writing)

The manufacturer shall not be liable for any loss due to use (or misuse) of the product or other incidental or consequential costs, expense or damages without irrefutable foundations. Under no circumstances shall the manufacturer or any of its representatives be held liable for injury to any person or damage to any property, however arising. Any implied warranty shall have duration equal of the applicable warranty stated above. Specifications are subject to change without notice or obligation.

This limited warranty gives the original purchaser specific legal rights. Other rights may vary from state to state.